











Ohio-Michigan

| 1. Which chapter do you belong to? | | | Response Percent | Response Count |
|------------------------------------|---|--|--------------------------|----------------|
| Central Ohio |  | | 28.2% | 33 |
| Cincinnati |  | | 6.0% | 7 |
| Cleveland |  | | 20.5% | 24 |
| Dayton |  | | 4.3% | 5 |
| Detroit |  | | 7.7% | 9 |
| Greater Columbus |  | | 25.6% | 30 |
| Greater Lansing |  | | 7.7% | 9 |
| | | | answered question | 117 |
| | | | skipped question | 0 |

| 2. I feel like I get value for my membership dues? | | | Response Percent | Response Count |
|--|--|--|--------------------------|----------------|
| Yes |  | | 55.6% | 65 |
| Somewhat |  | | 33.3% | 39 |
| No |  | | 11.1% | 13 |
| | | | answered question | 117 |
| | | | skipped question | 0 |

| 3. Do you know how to access all Chapter resources available to you? | | | Response Percent | Response Count |
|--|--|--|--------------------------|----------------|
| Yes | | | 38.5% | 45 |
| Some | | | 40.2% | 47 |
| No | | | 21.4% | 25 |
| | | | answered question | 117 |
| | | | skipped question | 0 |







| 4. Are you satisfied with the way things are in your chapter? | | | Response Percent | Response Count |
|---|--|--|--------------------------|----------------|
| Yes | | | 62.1% | 72 |
| Somewhat | | | 28.4% | 33 |
| No | | | 9.5% | 11 |
| | | | answered question | 116 |
| | | | skipped question | 1 |

| 5. Why are you a member? (Check all that Apply) | | | Response Percent | Response Count |
|---|--|--|--------------------------|----------------|
| Maintain CGFM | | | 33.0% | 38 |
| Educational Opportunit | | | 54.8% | 63 |
| Networking | | | 65.2% | 75 |
| Social | | | 37.4% | 43 |
| Management Encourages it | | | 38.3% | 44 |
| To get CPE credits | | | 42.6% | 49 |
| Other (please specify) | | | | 6 |
| | | | answered question | 115 |
| | | | skipped question | 2 |

| 6. Are you aware your chapter may make available to their members: Free rooms for conferences Free Audio COnference Free CPEs CGFM Scholarships | | | Response Percent | Response Count |
|---|--|--|--------------------------|----------------|
| Yes | | | 39.3% | 46 |
| Most of listed | | | 21.4% | 25 |
| Some of the listed | | | 18.8% | 22 |
| No | | | 20.5% | 24 |
| | | | answered question | 117 |
| | | | skipped question | 0 |

| 7. What changes would you like to see at your local chapter? | | Response Count |
|--|--|--------------------------|
| | | 37 |
| | | answered question |
| | | 37 |
| | | skipped question |
| | | 80 |

8. What is your member classification?

| | | Response Percent | Response Count |
|-----------------|--|---------------------------------|----------------|
| Full Government |  | 69.0% | 80 |
| Early Career |  | 16.4% | 19 |
| Private Sector |  | 6.9% | 8 |
| Student |  | 1.7% | 2 |
| Do not know |  | 4.3% | 5 |
| Not Applicable |  | 1.7% | 2 |
| | | <i>answered question</i> | 116 |
| | | <i>skipped question</i> | 1 |